

INEQUALITY OF SECURITY IN RIO DE JANEIRO

Conference: HCRI/GURC Urban Risk and Humanitarian Response Conference
(ICUH 2014, Manchester, 6 March 2014)

Panel: Urban Violence and Conflict: Exploring the response to urban violence

Author: **Verena Brähler**


PhD Candidate

Institute of the Americas, University College London

verena.brahler.12@ucl.ac.uk

TABLE OF CONTENTS

- ❖ Analytical framework
- ❖ Inequality of security
 - Survey parameters
 - Neighbourhoods
 - Survey results
- ❖ Discussion



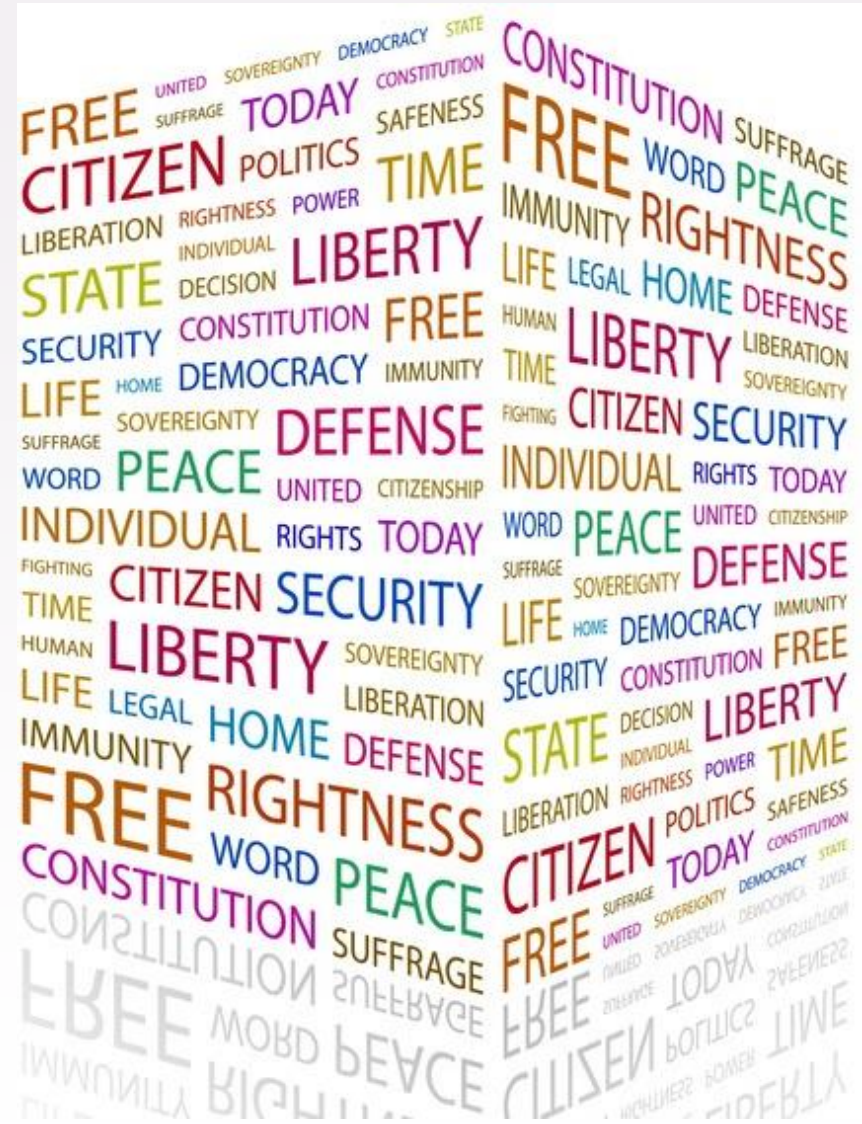



TABLE OF CONTENTS

- ❖ Analytical framework
- ❖ Inequality of security
 - Survey parameters
 - Neighbourhoods
 - Survey results
- ❖ Discussion



Survey questions

- Meaning of 'security'
- Social cohesion
- Crime talk & victimisation
- How safe do you feel...?
- Satisfaction with security
- Experiences with crime and violence

Sample


- Sample size: 282
- 47 residents from each of the six neighbourhoods
- Method: "Convenience sampling" (nonprobability sampling method)

Variables

- Gender (MALE, FEMALE)
- Age (16 – 32 YEARS, 33 – 87 YEARS)
- Race (WHITE, NONWHITE)
- Religion (CATHOLIC, OTHER)
- Income (LOW, MIDDLE_HIGH)
- Economic class (LOW, MIDDLE_HIGH)
- Education (LOW_MIDDLE, MIDDLE_HIGH)
- Place of domicile / neighbourhoods
 - Vidigal (VID)
 - Santíssimo (SANT)
 - Complexo do Alemão (CDA)
 - Tabuleiro* (TAB)
 - Botafogo (BOT)
 - Novo Leblon (NL)

TABLE OF CONTENTS

- ❖ Analytical framework
- ❖ Inequality of security
 - Survey parameters
 - Neighbourhoods
 - Survey results
- ❖ Discussion



Neighbourhoods




	Vidigal	Santíssimo	Complexo do Alemão	Tabuleiro	Botafogo	Novo Leblon
Zone	South	West	North	North	South	East
Security provider	Drug traffickers (ADA); UPP	Drug traffickers (TCP); Military Police; Militias	Drug traffickers (CV); Military; UPP	Militias	Military Police	Private Security Company



Vidigal

Santíssimo



Botafoogo




Novo Leblon

Complexo do Alemão



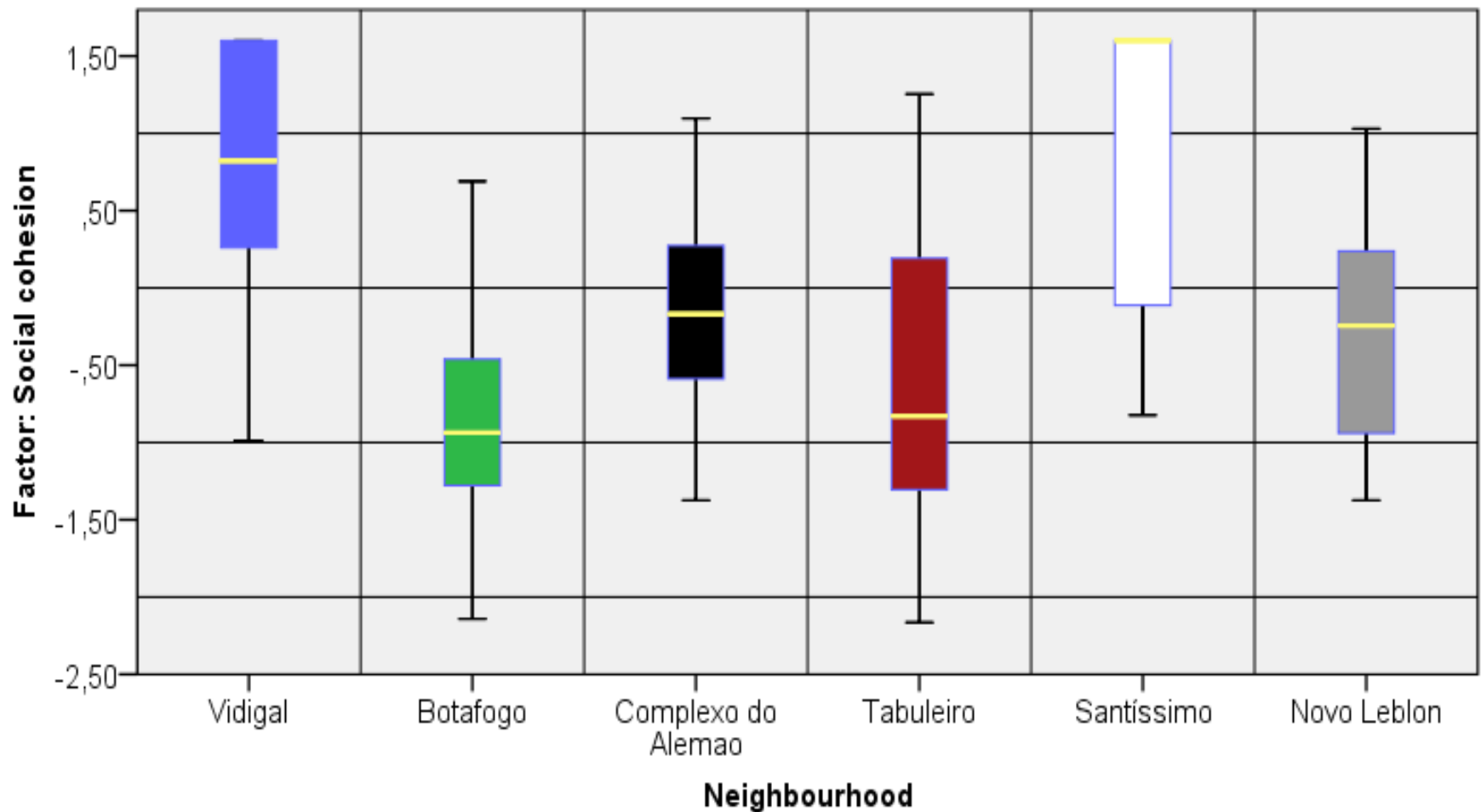
TABLE OF CONTENTS

- ❖ Analytical framework
- ❖ Inequality of security
 - Survey parameters
 - Neighbourhoods
 - **Survey results**
- ❖ Discussion



Social cohesion						
(percentage of 'fully agree' and 'agree' responses)		I know my neighbours.	I live in a neighbourhood where people help each other.	When there is a problem in this neighbourhood, the neighbours get together to solve it.	If I had to borrow R\$ 100, I could borrow it from a neighbour.	All residents here have a similar life story.
Gender	MALE	75.9	50.7	43.9	40.8	55.4
	FEMALE	65.4	44.9	42.1	39.4	48.8
Age	16 – 32 YEARS	64.7**	39.9**	41	34.9	43.3*
	33 – 87 YEARS	80.2**	60**	44.6	43.2	57.8*
Race	WHITE	61.8**	43.9	41	34.9	43.3*
	NONWHITE	76.9**	50.3	44.6	43.2	57.8*
Religion	CATHOLIC	78	52.4	45.7	45.1	55.3
	OTHER	69.4	45.8	41.7	38.3	51.7
Income	LOW	69.5	43.2*	39.9*	35.4*	49.1*
	MIDDLE_HIGH	75	59.5*	54.5*	52.6*	64.9*
Economic class	LOW	77.5**	51.2	46.7*	44	67.7***
	MIDDLE_HIGH	58.6**	40.2	33.7*	33.3	33.3***
Education	LOW_MIDDLE	73.9	51.5	46.3	39.1	49.2
	MIDDLE_HIGH	69.7	46.1	41.6	40.6	52.4
Neighbourhood	VID	93.6***	73.9***	70.2***	63***	93.2***
	BOT	36.2***	25***	24.4***	15.2***	24.3***
	CDA	71.1***	48.9***	23.9***	44.7***	38.6***
	TAB	61.7***	29.8***	42.2***	19.1***	28.3***
	SANT	97.9***	66***	57.4***	57.4***	95.7***
	NL	63.8***	42.6***	37***	41.3***	27.9***
Total		70.8	47.8	43	40.1	52.3

Social cohesion in the neighbourhood




Crime talk and victimisation (percentage of 'yes' responses)		Did you talk with anyone about crime or violence in the past two weeks?	Do you think it is possible that you become the victim of a crime in the next twelve months?
Gender	MALE	81.4	85.5
	FEMALE	73.5	80.8
Age	16 – 32 YEARS	77.2	86.7
	33 – 87 YEARS	78.2	78.3
Race	WHITE	77.3	82
	NONWHITE	78.1	86.1
Religion	CATHOLIC	74.4	80.8
	OTHER	79.8	84.6
Income	LOW	78.1	84.4
	MIDDLE_HIGH	82.5	85.3
Economic class	LOW	81.7*	86.1
	MIDDLE_HIGH	69.7*	79.8
Education	LOW_MIDDLE	65.2**	72.1**
	MIDDLE_HIGH	81.7**	87.9**
Neighbourhood	VID	89.4***	97.9***
	BOT	65.2***	60.5***
	CDA	74.5***	78***
	TAB	66***	66***
	SANT	100***	100***
	NL	70.2***	95.7***
Total		77.6	83.4

Experiences with crime and violence

(percentage of 'yes' responses)

		Have you ever seen the caveirão in action in your neighbourhood?	Have you ever seen the body of someone who has been assassinated?	Have any of your friends, relatives, neighbours or colleagues been assassinated?
Gender	MALE	50.3	63.4	65.7
	FEMALE	53.3	61.5	61.2
Age	16 – 32 YEARS	53.8	59.8	65.1
	33 – 87 YEARS	48.6	66.7	61.6
Race	WHITE	34.5***	41.3***	45.8***
	NONWHITE	63.5***	76.9***	75.6***
Religion	CATHOLIC	52.4	53.7	61
	OTHER	51.5	66.1	64.2
Income	LOW	55.6	69.5	70.7
	MIDDLE_HIGH	47.5	57	58.2
Economic class	LOW	68.8***	78.2***	78.6***
	MIDDLE_HIGH	22.2***	33***	37.8***
Education	LOW_MIDDLE	46.4	73.5*	63.2
	MIDDLE_HIGH	53.1	59.1*	63.9
Neighbourhood	VID	95.7***	84.8***	93.5***
	BOT	23.4***	29.8***	44.7***
	CDA	89.4***	65.2***	65.2***
	TAB	2.1***	74.5***	54.5***
	SANT	100***	100***	100***
	NL	0***	21.3***	23.4***
Total		51.8	62.5	63.5



INEQUALITY OF SECURITY


DEFINITION

A condition in which the Right to Security – a universal human right and a highly valued societal good – is not enjoyed by all citizens to the same extent.




TABLE OF CONTENTS

- ❖ Analytical framework
- ❖ Inequality of security
 - Survey parameters
 - Neighbourhoods
 - Survey results
- ❖ Discussion



DISCUSSION



What are the implications of the inequality of security for the legitimacy of the Brazilian state?

MUITO OBRIGADA PELA ATENÇÃO!



verena.brahler.12@ucl.ac.uk
www.researchingsecurity.org